



BNY Mellon Midcap Index Fund, Inc.

FACT SHEET
Mar 31, 2022

Investor Shares **PESPX** Class I **DMIDX**

Goal/Approach

The fund seeks to match the performance of the S&P MidCap 400[®] Index. To pursue its goal, the fund generally is fully invested in stocks included in the S&P MidCap 400[®] Index and in futures whose performance is tied to the index. The fund generally invests in all 400 stocks in the S&P MidCap 400[®] Index in proportion to their weighting in the index.

CUSIP

Investor Shares 05588M209
Class I 05588M100

Assets for the Fund

\$2,203,261,848

Holdings²

401

Dividend Frequency

Annually

Morningstar Category

Mid-Cap Blend

Lipper Category

S&P Midcap 400 Index Funds

Investment Professionals



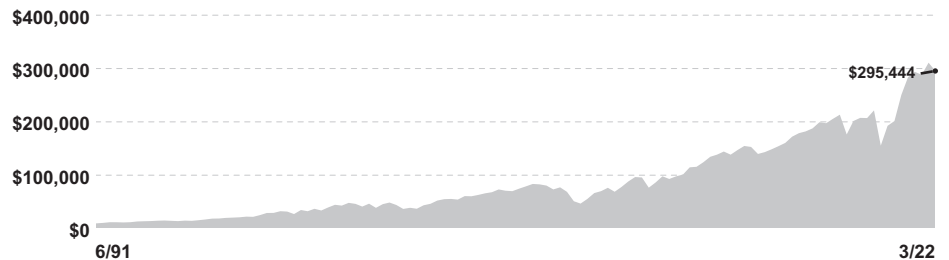
Founded on 40 years of experience, Mellon is a global leader in index management dedicated to precision and client partnership.

Investment Adviser

BNY Mellon Investment Adviser, Inc.

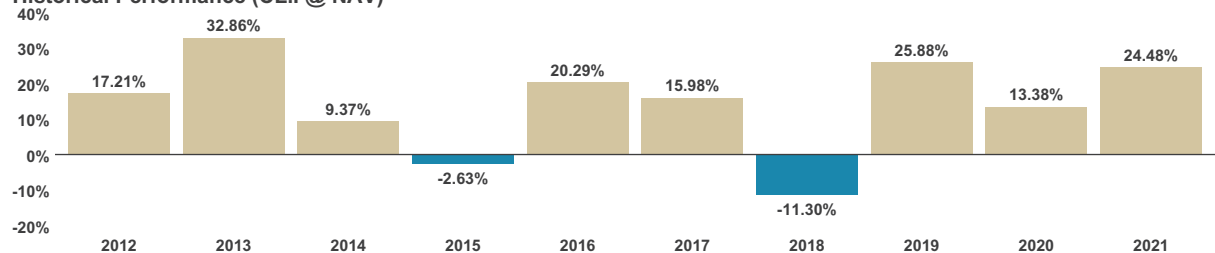
Growth of a \$10,000 Investment

A hypothetical \$10,000 investment in the fund's Investor Shares on 6/19/91 would have been worth \$295,444 on 3/31/22.



Assumes reinvestment of dividends and capital gains. Performance for the fund's other share classes would vary.

Historical Performance (CL.I @ NAV)³



Average Annual Total Returns (3/31/22)¹

Share Class/Inception Date	3 M	YTD	1 Yr	3 Yr	5 Yr	10 Yr
Investor Shares (NAV) 06/19/91	-4.99%	-4.99%	4.10%	13.59%	10.57%	11.68%
Class I (NAV) 08/31/16	-4.93%	-4.93%	4.34%	13.86%	10.84%	11.83%
S&P MidCap 400 [®] Index ^{4,5}	-4.88%	-4.88%	4.59%	14.14%	11.10%	12.20%

The performance data quoted represents past performance, which is no guarantee of future results. Share price and investment return fluctuate, and an investor's shares may be worth more or less than original cost upon redemption. Current performance may be lower or higher than the performance quoted. Performance for periods less than 1 year is not annualized. Go to im.bnymellon.com for the fund's most recent month-end returns. The net expense ratio reflects a contractual expense reduction agreement, without which, the returns would have been lower. The agreement may not be amended without the approval of the fund's shareholders. Total Expense Ratios: Investor Shares 0.51%, Class I 0.26%. Net Expense Ratios: Investor Shares 0.50%, Class I 0.25%. Not all classes of shares may be available to all investors or through all broker-dealer platforms.

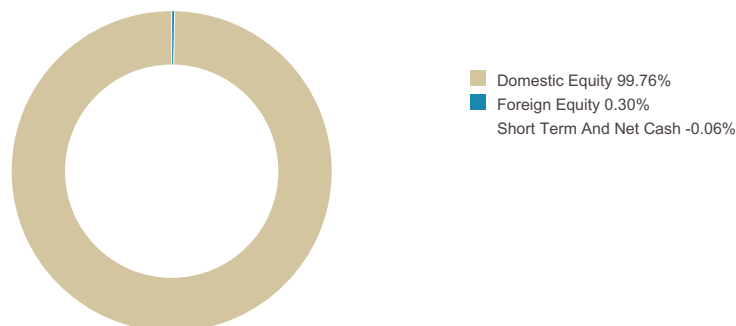
¹The total return performance figures for Class I shares of the fund represent the performance of the fund's Investor shares, for periods prior to 8/31/16, the inception date for Class I shares, and the performance of Class I from that inception date. Performance reflects the applicable class's distribution/servicing fees since the inception date. Investors should consider, when deciding whether to purchase a particular class of shares, the investment amount, class restrictions, anticipated holding period and other relevant factors. ²Portfolio composition is as of 3/31/2022 and is subject to change at any time. Asset Exposure percentages include any exposure through long futures positions but do not include any short positions or currency transactions. ³Performance figures may reflect reimbursements or fee waivers, without which the performance would have been lower. ⁴Source: FactSet. The S&P MidCap 400[®] Index provides investors with a benchmark for mid-sized companies. The index measures the performance of mid-sized companies, reflecting the distinctive risk and return characteristics of this market segment. ⁵Standard and Poor's, "S&P", and "MidCap 400[®] Index" are registered trademarks of Standard & Poor's Financial Services LLC, and have been licensed for use by the fund. The fund is not sponsored, endorsed, sold or promoted by Standard & Poor's or its affiliates and Standard & Poor's or its affiliates makes no representation regarding the advisability of investing in the fund. Investors cannot invest directly in any index.

Not FDIC-Insured. Not Bank-Guaranteed. May Lose Value.

BNY Mellon Midcap Index Fund, Inc.

Investor Shares **PESPX** Class I **DMIDX**

Asset Exposure¹



Top Ten Holdings¹

Targa Resources	0.74%
Camden Property Trust	0.72%
Alcoa	0.71%
Steel Dynamics	0.67%
Cleveland-Cliffs	0.66%
Wolfspeed	0.60%
Cognex	0.58%
Darling Ingredients	0.56%
Carlisle Companies	0.55%
Medical Properties Trust	0.54%

The holdings listed should not be considered recommendations to buy or sell a security. Large concentrations can increase share price volatility.

Top Sectors and Industries¹

Finance	21.49%
Industrial	14.40%
Technology	9.55%
Health Care	7.15%
Retailing	6.02%
Materials	5.87%
Consumer Durables & Apparel	4.57%
Energy	4.25%
Utilities	3.32%
Capital Goods	3.31%

Portfolio Management

The fund's investment adviser is BNY Mellon Investment Adviser, Inc. (BNYM Investment Adviser). David France, CFA, Todd Frysinger, CFA, Vlasta Sheremeta, CFA, Michael Stoll and Marlene Walker Smith are the fund's primary portfolio managers, positions they have held since October 2020. Messrs. France, Frysinger and Stoll and Ms. Sheremeta are each a vice president and senior portfolio manager at Mellon Investments Corporation (Mellon), an affiliate of BNYM Investment Adviser. Ms. Walker Smith is a director and head of equity index portfolio management at Mellon. Messrs. France, Frysinger, Stoll and Ms. Sheremeta and Walker Smith also are employees of BNYM Investment Adviser.

Investors should consider the investment objectives, risks, charges and expenses of a mutual fund carefully before investing. To obtain a prospectus, or a summary prospectus, if available, that contains this and other information about a fund, contact your financial professional or visit im.bnymellon.com. Read the prospectus carefully before investing. Investors should discuss with their financial professional the eligibility requirements for Class I shares, which are available only to certain eligible investors, and the historical results achieved by the fund's respective share classes.

BNY Mellon Investment Adviser, Inc., Mellon Investments Corporation, and BNY Mellon Securities Corporation are subsidiaries of The Bank of New York Mellon Corporation. BNY Mellon is the corporate brand of The Bank of New York Mellon Corporation.

¹Portfolio composition is as of 3/31/2022 and is subject to change at any time. Asset Exposure percentages include any exposure through long futures positions but do not include any short positions or currency transactions.

Risks: Equities are subject to market, market sector, market liquidity, issuer, and investment style risks, among other factors, to varying degrees. An **indexing strategy** does not attempt to manage market volatility, use defensive strategies or reduce the effects of any long-term periods of poor stock performance. **Small and midsize company stocks** tend to be more volatile and less liquid than larger company stocks as these companies are less established and have more volatile earnings histories. *Recent market risks include pandemic risks related to COVID-19. The effects of COVID-19 have contributed to increased volatility in global markets and will likely affect certain countries, companies, industries and market sectors more dramatically than others. To the extent the fund may overweight its investments in certain countries, companies, industries or market sectors, such positions will increase the fund's exposure to risk of loss from adverse developments affecting those countries, companies, industries or sectors.*

The information being provided is general information about our firm and its products and services. It should not be construed as investment advice or a recommendation with respect to any product or service and should not serve as a primary basis for investment decisions. Please consult a legal, tax or financial professional in order to determine whether an investment product or service is appropriate for a particular situation.